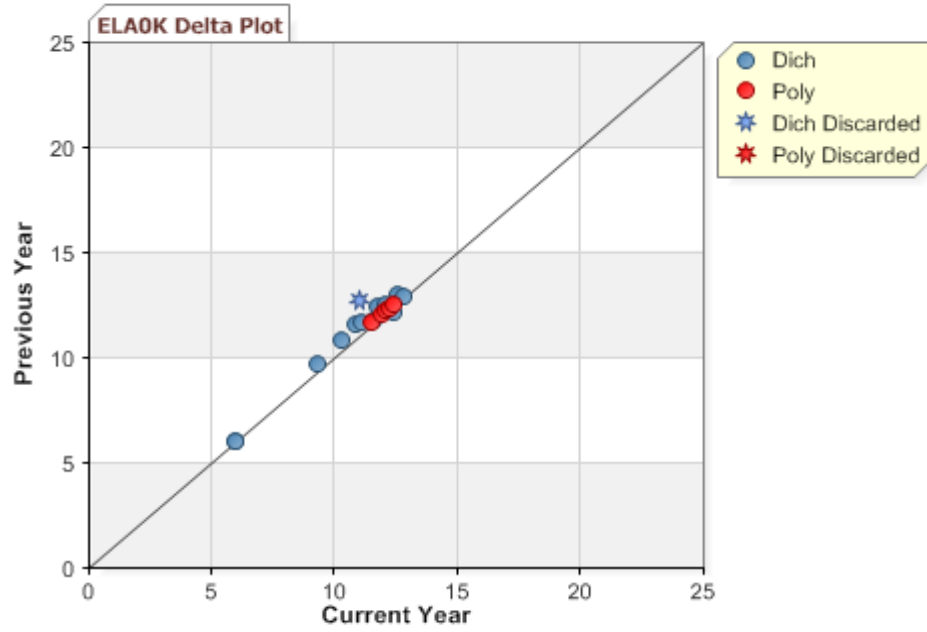


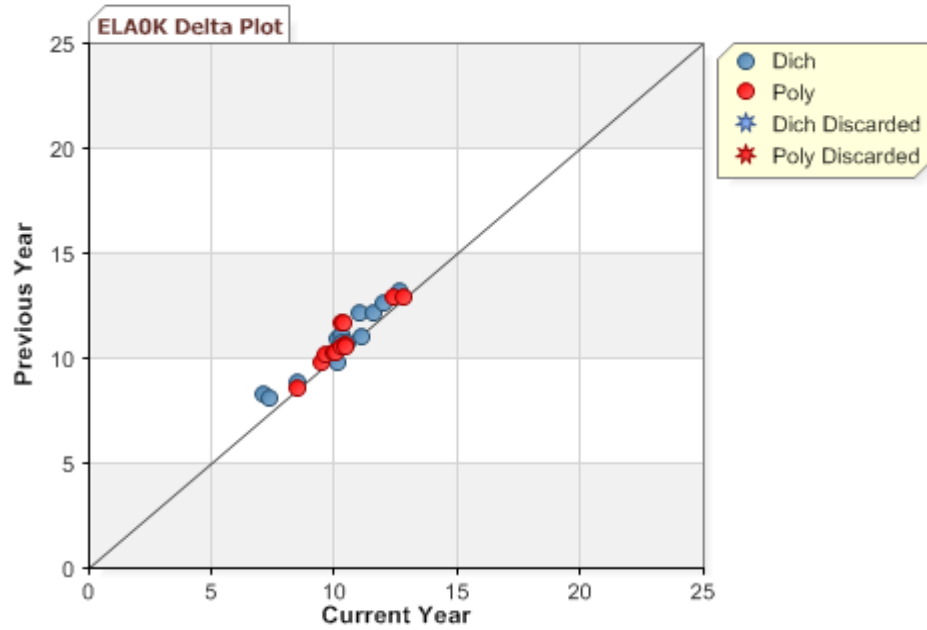
Appendix J—DELTA ANALYSES AND RESCORE ANALYSES

Figure J-1. 2010 MEPA: Results of Delta Analyses—Grade Span K–2, Level A



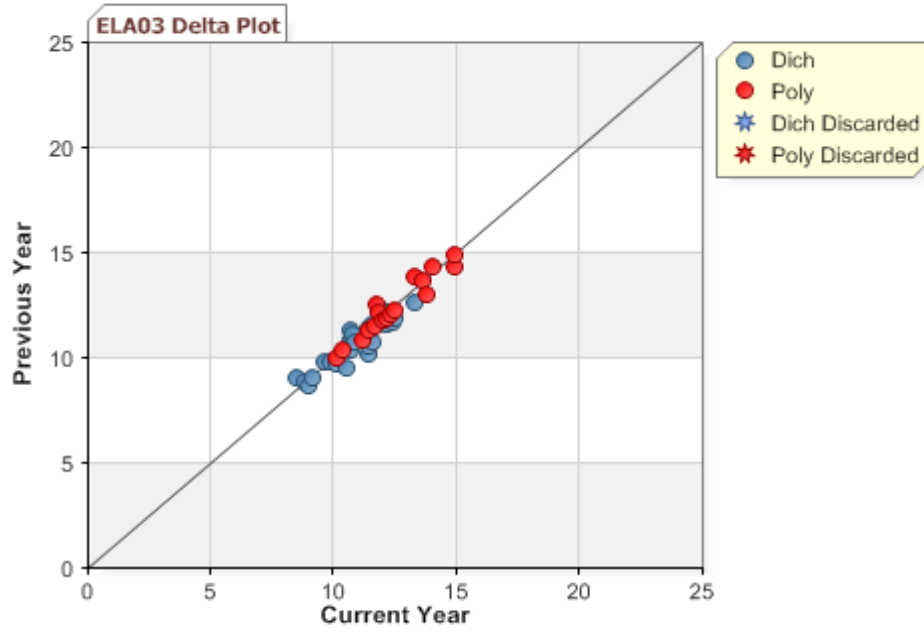
Previous Year: 2009; Current Year: 2010

Figure J-2. 2010 MEPA: Results of Delta Analyses—Grade Span K–2, Level B



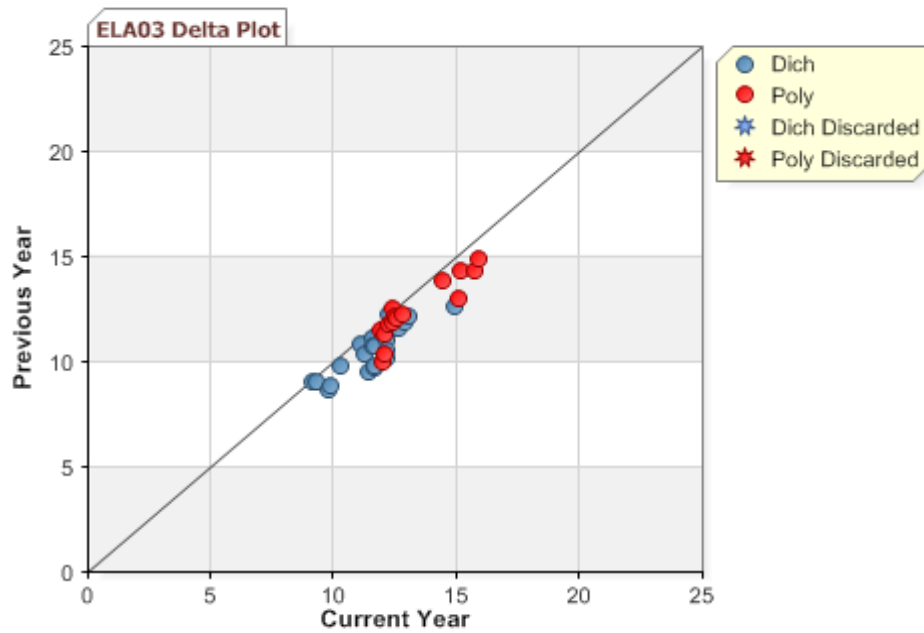
Previous Year: 2009; Current Year: 2010

Figure J-3. 2010 MEPA: Results of Delta Analyses—Grade Span 3–4, Sessions 1 & 2



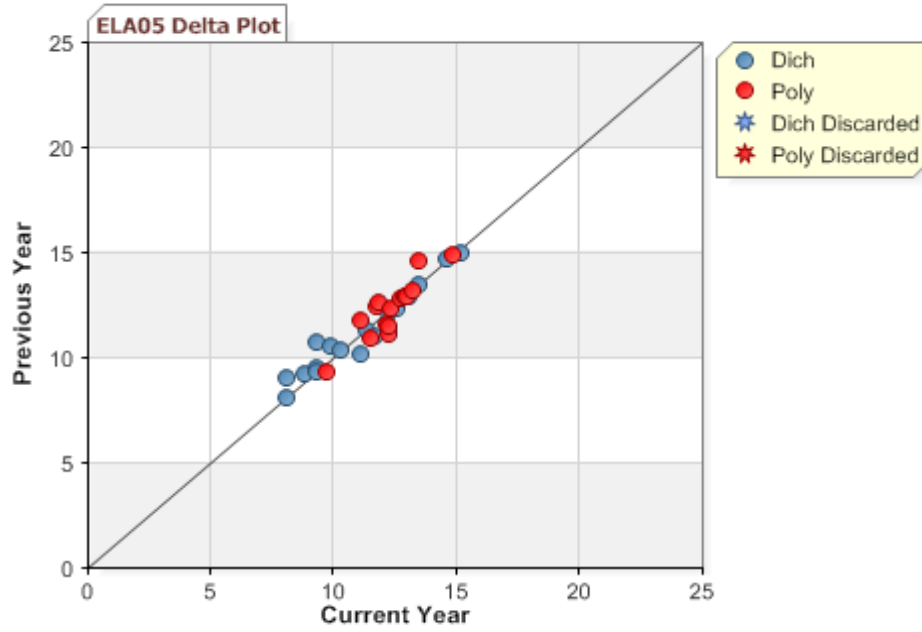
Previous Year: 2009; Current Year: 2010

Figure J-4. 2010 MEPA: Results of Delta Analyses—Grade Span 3–4, Sessions 2 & 3



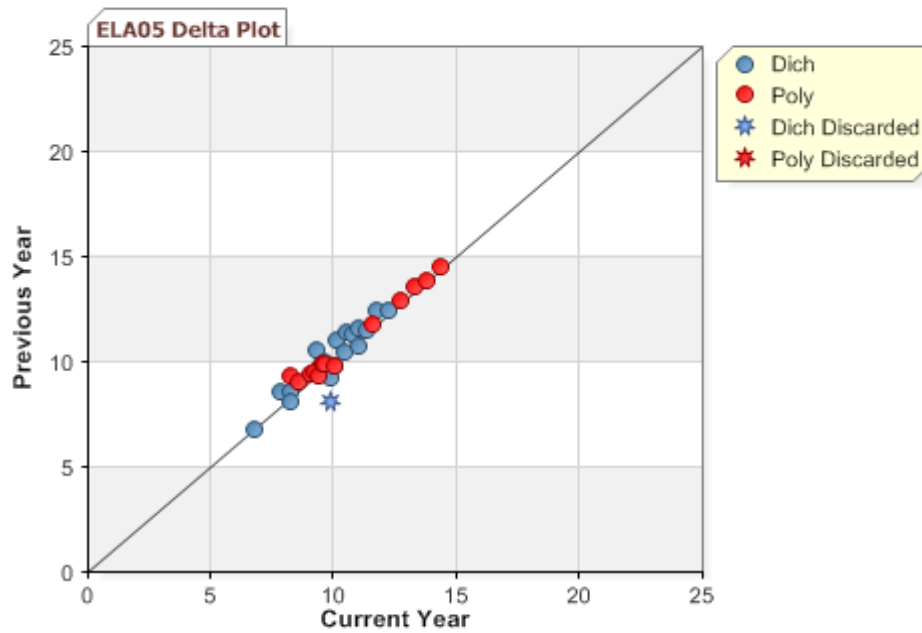
Previous Year: 2009; Current Year: 2010

Figure J-5. 2010 MEPA: Results of Delta Analyses—Grade Span 5–6, Sessions 1 & 2



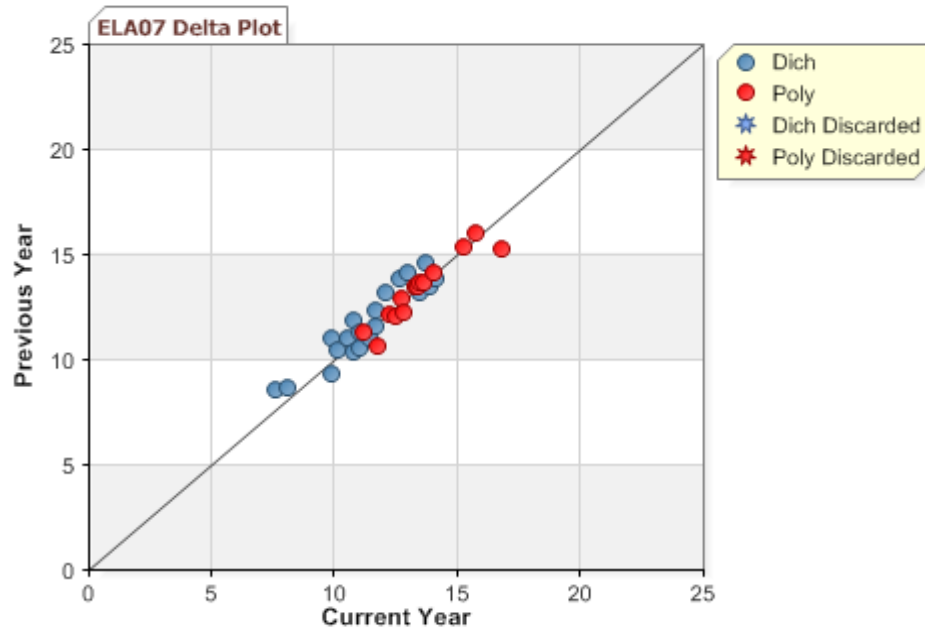
Previous Year: 2009; Current Year: 2010

Figure J-6. 2010 MEPA: Results of Delta Analyses—Grade Span 5–6, Sessions 2 & 3



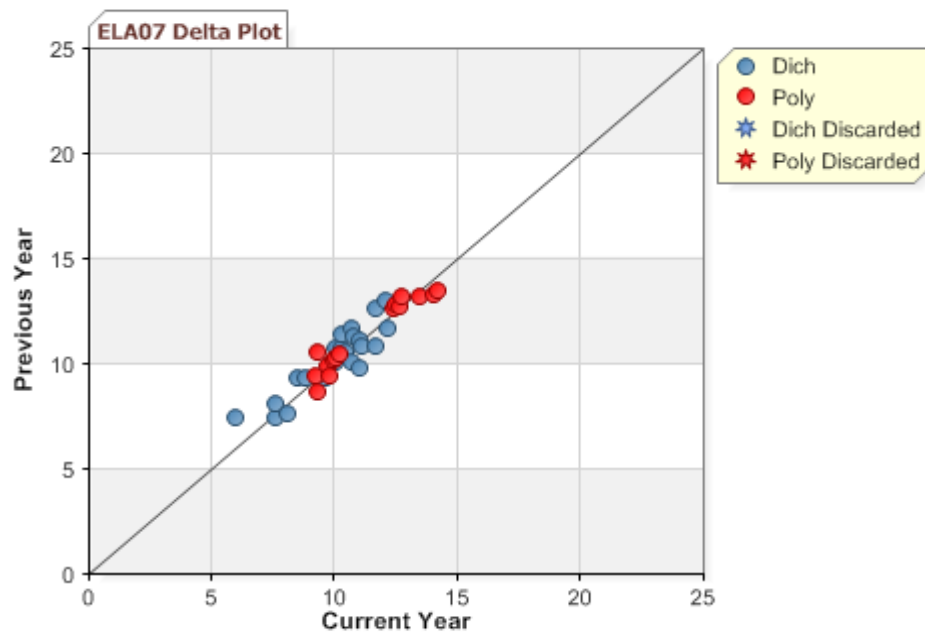
Previous Year: 2009; Current Year: 2010

Figure J-7. 2010 MEPA: Results of Delta Analyses—Grade Span 7–8, Session 1 & 2



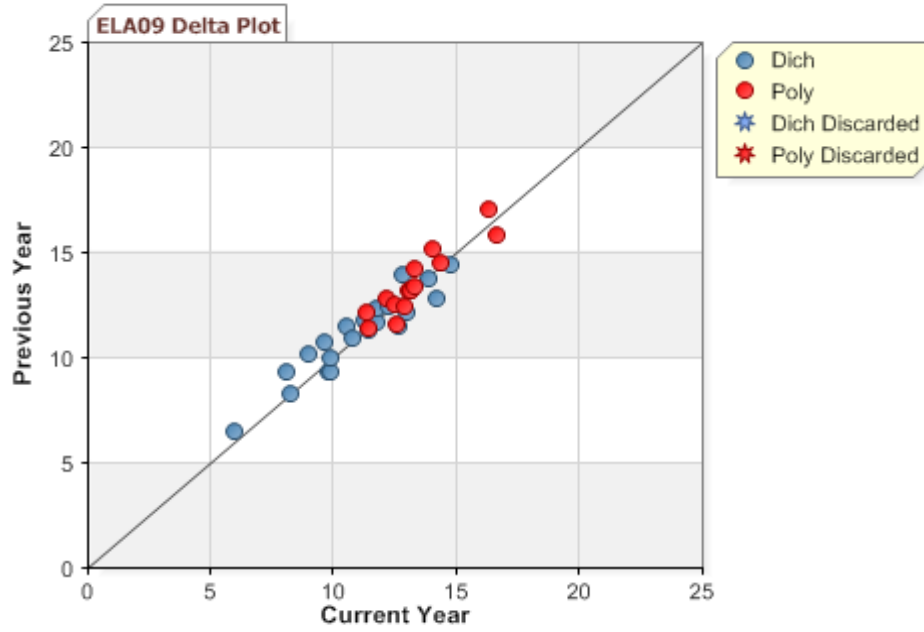
Previous Year: 2009; Current Year: 2010

Figure J-8. 2010 MEPA: Results of Delta Analyses—Grade Span 7–8, Sessions 2 & 3



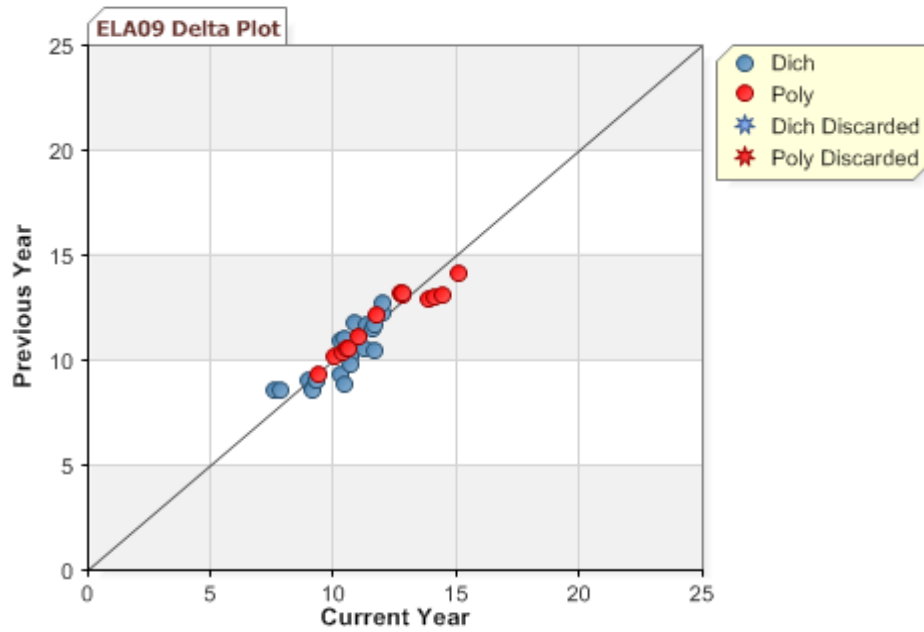
Previous Year: 2009; Current Year: 2010

Figure J-9. 2010 MEPA: Results of Delta Analyses—Grade Span 9–12, Sessions 1 & 2



Previous Year: 2009; Current Year: 2010

Figure J-10. 2010 MEPA: Results of Delta Analyses—Grade Span 9–12, Sessions 2 & 3



Previous Year: 2009; Current Year: 2010

Table J-1. 2010 MEPA: Results of Delta Analyses—Grade Span K–2, Level A

| <i>IABS</i> | <i>Old P</i> | <i>New P</i> | <i>Old Delta</i> | <i>New Delta</i> | <i>Discard</i> | <i>Std</i> |
|---------------|--------------|--------------|------------------|------------------|----------------|------------|
| Listening | 0.63 | 0.64 | 11.65 | 11.54 | False | -0.22 |
| Fluency | 0.58 | 0.59 | 12.19 | 12.11 | False | -0.08 |
| Vocabulary | 0.57 | 0.58 | 12.29 | 12.23 | False | 0.01 |
| Pronunciation | 0.59 | 0.60 | 12.07 | 11.97 | False | -0.16 |
| Grammar | 0.55 | 0.55 | 12.54 | 12.46 | False | -0.03 |
| 136901R | 0.96 | 0.96 | 6.00 | 6.00 | False | -0.53 |
| 136910R | 0.96 | 0.96 | 6.00 | 6.00 | False | -0.53 |
| 136938R | 0.80 | 0.82 | 9.63 | 9.34 | False | -0.78 |
| 136980W | 0.71 | 0.75 | 10.79 | 10.30 | False | -0.28 |
| 136990W | 0.64 | 0.70 | 11.57 | 10.90 | False | 0.23 |
| 137104R | 0.50 | 0.54 | 13.00 | 12.60 | False | -0.82 |
| 137107R | 0.53 | 0.69 | 12.70 | 11.02 | True | 3.54 |
| 137112R | 0.59 | 0.56 | 12.09 | 12.40 | False | 1.22 |
| 137173R | 0.51 | 0.52 | 12.90 | 12.80 | False | -0.05 |
| 137174R | 0.55 | 0.59 | 12.50 | 12.09 | False | -0.74 |
| 137175R | 0.56 | 0.62 | 12.40 | 11.78 | False | -0.02 |
| 137550W | 0.63 | 0.68 | 11.67 | 11.13 | False | -0.19 |
| 152145R | 0.62 | 0.64 | 11.78 | 11.57 | False | -0.56 |

Table J-2. 2010 MEPA: Results of Delta Analyses—Grade Span K–2, Level B

| <i>IABS</i> | <i>Old P</i> | <i>New P</i> | <i>Old Delta</i> | <i>New Delta</i> | <i>Discard</i> | <i>Std</i> |
|---------------|--------------|--------------|------------------|------------------|----------------|------------|
| Listening | 0.79 | 0.81 | 9.72 | 9.52 | False | -0.41 |
| Fluency | 0.76 | 0.77 | 10.23 | 10.02 | False | -0.44 |
| Vocabulary | 0.73 | 0.75 | 10.50 | 10.30 | False | -0.40 |
| Pronunciation | 0.76 | 0.77 | 10.23 | 9.99 | False | -0.54 |
| Grammar | 0.72 | 0.74 | 10.64 | 10.48 | False | -0.30 |
| 136778R | 0.89 | 0.92 | 8.09 | 7.38 | False | -0.38 |
| 136801R | 0.88 | 0.93 | 8.30 | 7.10 | False | 1.48 |
| 136852R | 0.85 | 0.87 | 8.85 | 8.49 | False | -1.00 |
| 136860W | 0.64 | 0.75 | 11.62 | 10.36 | False | 1.72 |
| 136911W | 0.76 | 0.80 | 10.17 | 9.63 | False | -1.01 |
| 136914W | 0.87 | 0.87 | 8.49 | 8.49 | False | 0.37 |
| 136943W | 0.74 | 0.74 | 10.49 | 10.49 | False | 0.35 |
| 136956W | 0.51 | 0.52 | 12.87 | 12.83 | False | 0.19 |
| 136972W | 0.51 | 0.56 | 12.87 | 12.40 | False | -1.25 |
| 136993W | 0.69 | 0.68 | 11.02 | 11.13 | False | 0.77 |
| 136994W | 0.79 | 0.76 | 9.77 | 10.17 | False | 1.88 |
| 137002W | 0.72 | 0.73 | 10.67 | 10.55 | False | -0.11 |
| 137004W | 0.72 | 0.75 | 10.67 | 10.30 | False | -1.05 |
| 137142R | 0.48 | 0.53 | 13.20 | 12.70 | False | -1.12 |
| 137149R | 0.54 | 0.60 | 12.60 | 11.99 | False | -0.71 |
| 137164R | 0.59 | 0.64 | 12.09 | 11.57 | False | -1.05 |
| 137232R | 0.70 | 0.76 | 10.90 | 10.17 | False | -0.29 |
| 137233R | 0.68 | 0.75 | 11.13 | 10.30 | False | 0.09 |
| 137235R | 0.59 | 0.69 | 12.09 | 11.02 | False | 1.04 |
| 138253W | 0.63 | 0.75 | 11.67 | 10.30 | False | 2.16 |

Table J-3. 2010 MEPA: Results of Rescore Analyses—Writing, Grade Span K–2

| <i>IABS</i> | <i>Max</i> | <i>Old Mean</i> | <i>New Mean</i> | <i>Old StDev</i> | <i>New StDev</i> | <i>Effect Size</i> | <i>Discard</i> |
|-------------|------------|-----------------|-----------------|------------------|------------------|--------------------|----------------|
| 136914W | 2 | 1.51 | 1.40 | 0.70 | 0.76 | 0.15 | No |
| 136911W | 2 | 1.80 | 1.74 | 0.53 | 0.58 | 0.12 | No |
| 136943W | 2 | 1.39 | 1.31 | 0.75 | 0.74 | 0.10 | No |
| 136860W | 2 | 1.23 | 1.34 | 0.68 | 0.68 | 0.17 | No |
| 138253W | 2 | 1.26 | 1.42 | 0.71 | 0.68 | 0.22 | No |
| 136972W | 3 | 1.54 | 1.53 | 0.82 | 0.82 | 0.01 | No |
| 136956W | 3 | 1.59 | 1.64 | 0.81 | 0.73 | 0.07 | No |

Table J-4. 2010 MEPA: Results of Delta Analyses—Grade Span 3–4, Sessions 1 & 2

| <i>IABS</i> | <i>Old P</i> | <i>New P</i> | <i>Old Delta</i> | <i>New Delta</i> | <i>Discard</i> | <i>Std</i> |
|---------------|--------------|--------------|------------------|------------------|----------------|------------|
| Listening | 0.65 | 0.63 | 11.42 | 11.71 | False | -0.91 |
| Fluency | 0.61 | 0.58 | 11.84 | 12.15 | False | -0.88 |
| Vocabulary | 0.60 | 0.57 | 12.03 | 12.34 | False | -0.89 |
| Pronunciation | 0.62 | 0.60 | 11.74 | 12.01 | False | -1.02 |
| Grammar | 0.58 | 0.55 | 12.23 | 12.50 | False | -1.05 |
| 135742W | 0.68 | 0.71 | 11.13 | 10.79 | False | 0.72 |
| 135745R | 0.86 | 0.84 | 8.68 | 9.02 | False | -0.72 |
| 135755R | 0.81 | 0.73 | 9.49 | 10.55 | False | 1.83 |
| 135761W | 0.64 | 0.61 | 11.57 | 11.88 | False | -0.86 |
| 135762R | 0.85 | 0.85 | 8.85 | 8.85 | False | -0.53 |
| 135799R | 0.75 | 0.75 | 10.30 | 10.36 | False | -0.74 |
| 135800R | 0.79 | 0.80 | 9.77 | 9.63 | False | -0.02 |
| 135801W | 0.61 | 0.55 | 11.88 | 12.50 | False | 0.21 |
| 135813R | 0.78 | 0.76 | 9.98 | 10.17 | False | -1.22 |
| 135821R | 0.72 | 0.70 | 10.67 | 10.90 | False | -1.14 |
| 135849W | 0.66 | 0.65 | 11.35 | 11.46 | False | -0.89 |
| 135857R | 0.84 | 0.83 | 9.02 | 9.18 | False | -1.11 |
| 135860R | 0.75 | 0.72 | 10.30 | 10.67 | False | -0.66 |
| 135866R | 0.58 | 0.60 | 12.19 | 11.99 | False | 0.24 |
| 135889R | 0.71 | 0.72 | 10.79 | 10.67 | False | -0.09 |
| 135901W | 0.67 | 0.66 | 11.24 | 11.40 | False | -1.09 |
| 135916W | 0.55 | 0.62 | 12.50 | 11.78 | False | 2.08 |
| 135918R | 0.59 | 0.59 | 12.09 | 12.09 | False | -0.49 |
| 135933R | 0.67 | 0.72 | 11.24 | 10.67 | False | 1.54 |
| 135936R | 0.64 | 0.58 | 11.57 | 12.19 | False | 0.25 |
| 135943R | 0.69 | 0.71 | 11.02 | 10.79 | False | 0.32 |
| 135947R | 0.80 | 0.76 | 9.63 | 10.17 | False | -0.03 |
| 135951R | 0.37 | 0.40 | 14.33 | 14.01 | False | 0.66 |
| 135957R | 0.64 | 0.64 | 11.57 | 11.57 | False | -0.50 |
| 135962R | 0.73 | 0.65 | 10.55 | 11.46 | False | 1.28 |
| 135979R | 0.54 | 0.47 | 12.60 | 13.30 | False | 0.51 |
| 135997W | 0.84 | 0.87 | 9.02 | 8.49 | False | 1.36 |
| 136010R | 0.37 | 0.32 | 14.33 | 14.93 | False | 0.12 |
| 136073W | 0.79 | 0.78 | 9.77 | 9.91 | False | -1.01 |
| 136082W | 0.76 | 0.65 | 10.17 | 11.46 | False | 2.62 |
| 136088W | 0.72 | 0.64 | 10.67 | 11.57 | False | 1.23 |
| 136101W | 0.32 | 0.31 | 14.87 | 14.96 | False | -0.76 |
| 136115W | 0.59 | 0.61 | 12.09 | 11.88 | False | 0.25 |
| 136121W | 0.50 | 0.42 | 13.00 | 13.81 | False | 0.88 |
| 136127W | 0.42 | 0.47 | 13.81 | 13.35 | False | 1.16 |
| 136129W | 0.44 | 0.44 | 13.65 | 13.65 | False | -0.48 |
| 137416R | 0.71 | 0.68 | 10.84 | 11.18 | False | -0.76 |
| 137423R | 0.63 | 0.56 | 11.67 | 12.40 | False | 0.60 |

Table J-5. 2010 MEPA: Results of Delta Analyses—Grade Span 3–4, Sessions 2 & 3

| <i>IABS</i> | <i>Old P</i> | <i>New P</i> | <i>Old Delta</i> | <i>New Delta</i> | <i>Discard</i> | <i>Std</i> |
|---------------|--------------|--------------|------------------|------------------|----------------|------------|
| Listening | 0.65 | 0.61 | 11.42 | 11.92 | False | 0.06 |
| Fluency | 0.61 | 0.56 | 11.84 | 12.44 | False | -0.14 |
| Vocabulary | 0.60 | 0.54 | 12.03 | 12.56 | False | 0.06 |
| Pronunciation | 0.62 | 0.57 | 11.74 | 12.27 | False | 0.01 |
| Grammar | 0.58 | 0.52 | 12.23 | 12.82 | False | -0.07 |
| 135742W | 0.68 | 0.64 | 11.13 | 11.57 | False | 0.23 |
| 135745R | 0.86 | 0.79 | 8.68 | 9.77 | False | -1.01 |
| 135755R | 0.81 | 0.65 | 9.49 | 11.46 | False | 1.32 |
| 135761W | 0.64 | 0.55 | 11.57 | 12.50 | False | -1.09 |
| 135762R | 0.85 | 0.78 | 8.85 | 9.91 | False | -1.14 |
| 135799R | 0.75 | 0.59 | 10.30 | 12.09 | False | 0.73 |
| 135800R | 0.79 | 0.75 | 9.77 | 10.30 | False | -0.16 |
| 135801W | 0.61 | 0.51 | 11.88 | 12.90 | False | -1.30 |
| 135813R | 0.78 | 0.60 | 9.98 | 12.04 | False | 1.52 |
| 135821R | 0.72 | 0.64 | 10.67 | 11.57 | False | -1.09 |
| 135849W | 0.66 | 0.60 | 11.35 | 11.99 | False | -0.30 |
| 135857R | 0.84 | 0.82 | 9.02 | 9.34 | False | 0.35 |
| 135860R | 0.75 | 0.67 | 10.30 | 11.24 | False | -1.24 |
| 135866R | 0.58 | 0.57 | 12.19 | 12.29 | False | 1.26 |
| 135889R | 0.71 | 0.68 | 10.79 | 11.13 | False | 0.45 |
| 135901W | 0.67 | 0.59 | 11.24 | 12.09 | False | -0.90 |
| 135916W | 0.55 | 0.56 | 12.50 | 12.45 | False | 1.71 |
| 135918R | 0.59 | 0.49 | 12.09 | 13.10 | False | -1.26 |
| 135933R | 0.67 | 0.60 | 11.24 | 11.99 | False | -0.62 |
| 135936R | 0.64 | 0.55 | 11.57 | 12.50 | False | -1.09 |
| 135943R | 0.69 | 0.58 | 11.02 | 12.19 | False | -1.03 |
| 135947R | 0.80 | 0.63 | 9.63 | 11.67 | False | 1.49 |
| 135951R | 0.37 | 0.30 | 14.33 | 15.16 | False | -0.53 |
| 135957R | 0.64 | 0.53 | 11.57 | 12.70 | False | -1.20 |
| 135962R | 0.73 | 0.58 | 10.55 | 12.19 | False | 0.31 |
| 135979R | 0.54 | 0.31 | 12.60 | 14.98 | False | 2.15 |
| 135997W | 0.84 | 0.83 | 9.02 | 9.18 | False | 0.77 |
| 136010R | 0.37 | 0.25 | 14.33 | 15.76 | False | -0.65 |
| 136073W | 0.79 | 0.63 | 9.77 | 11.67 | False | 1.09 |
| 136082W | 0.76 | 0.58 | 10.17 | 12.19 | False | 1.38 |
| 136088W | 0.72 | 0.63 | 10.67 | 11.67 | False | -1.38 |
| 136101W | 0.32 | 0.24 | 14.87 | 15.89 | False | -1.00 |
| 136115W | 0.59 | 0.55 | 12.09 | 12.50 | False | 0.40 |
| 136121W | 0.50 | 0.30 | 13.00 | 15.10 | False | 1.32 |
| 136127W | 0.42 | 0.36 | 13.81 | 14.49 | False | -0.18 |

Table J-6. 2010 MEPA: Results of Rescore Analyses—Reading, Grade Span 3–4

| <i>IABS</i> | <i>Max</i> | <i>Old Mean</i> | <i>New Mean</i> | <i>Old StDev</i> | <i>New StDev</i> | <i>Effect Size</i> | <i>Discard</i> |
|-------------|------------|-----------------|-----------------|------------------|------------------|--------------------|----------------|
| 135799R | 2 | 1.78 | 1.78 | 0.50 | 0.50 | 0.01 | No |
| 135813R | 2 | 1.80 | 1.87 | 0.48 | 0.39 | 0.13 | No |
| 137416R | 2 | 1.56 | 1.58 | 0.66 | 0.66 | 0.02 | No |
| 135951R | 2 | 1.02 | 1.00 | 0.63 | 0.50 | 0.04 | No |
| 136010R | 2 | 1.12 | 1.05 | 0.64 | 0.63 | 0.11 | No |
| 135910R | 4 | 1.00 | 1.05 | 0.93 | 0.87 | 0.05 | No |
| 135948R | 2 | 0.81 | 0.79 | 0.69 | 0.58 | 0.04 | No |

Table J-7. 2010 MEPA: Results of Rescore Analyses—Writing, Grade Span 3–4

| <i>IABS</i> | <i>Max</i> | <i>Old Mean</i> | <i>New Mean</i> | <i>Old StDev</i> | <i>New StDev</i> | <i>Effect Size</i> | <i>Discard</i> |
|-------------|------------|-----------------|-----------------|------------------|------------------|--------------------|----------------|
| 135901W | 2 | 1.64 | 1.71 | 0.55 | 0.54 | 0.13 | No |
| 135916W | 2 | 1.49 | 1.60 | 0.57 | 0.58 | 0.18 | No |
| 136115W | 2 | 1.51 | 1.59 | 0.67 | 0.67 | 0.11 | No |
| 136127W | 2 | 1.40 | 1.42 | 0.78 | 0.75 | 0.03 | No |
| 136129W | 2 | 1.25 | 1.38 | 0.65 | 0.72 | 0.20 | No |
| 136121W | 2 | 1.30 | 1.32 | 0.68 | 0.70 | 0.04 | No |
| 136101W | 4 | 1.79 | 1.80 | 0.73 | 0.79 | 0.01 | No |
| 135960W | 2 | 1.41 | 1.47 | 0.63 | 0.60 | 0.09 | No |
| 135958W | 2 | 1.21 | 1.25 | 0.83 | 0.82 | 0.05 | No |
| 136094W | 4 | 1.73 | 1.67 | 0.97 | 0.93 | 0.07 | No |
| 136107W | 4 | 1.72 | 1.68 | 0.88 | 0.83 | 0.04 | No |

Table J-8. 2010 MEPA: Results of Delta Analyses—Grade Span 5–6, Sessions 1 & 2

| <i>IABS</i> | <i>Old P</i> | <i>New P</i> | <i>Old Delta</i> | <i>New Delta</i> | <i>Discard</i> | <i>Std</i> |
|---------------|--------------|--------------|------------------|------------------|----------------|------------|
| Listening | 0.56 | 0.56 | 12.36 | 12.36 | False | -0.88 |
| Fluency | 0.52 | 0.51 | 12.84 | 12.90 | False | -0.98 |
| Vocabulary | 0.51 | 0.50 | 12.92 | 12.98 | False | -0.98 |
| Pronunciation | 0.52 | 0.52 | 12.82 | 12.78 | False | -0.74 |
| Grammar | 0.49 | 0.48 | 13.14 | 13.20 | False | -0.96 |
| 111215R | 0.51 | 0.49 | 12.90 | 13.10 | False | -0.71 |
| 111232R | 0.34 | 0.34 | 14.65 | 14.65 | False | -0.67 |
| 136029W | 0.67 | 0.57 | 11.24 | 12.29 | False | 1.50 |
| 136030R | 0.69 | 0.63 | 11.02 | 11.67 | False | 0.56 |
| 136037W | 0.67 | 0.66 | 11.24 | 11.35 | False | -0.77 |
| 136039R | 0.89 | 0.89 | 8.09 | 8.09 | False | -0.75 |
| 136042W | 0.31 | 0.29 | 14.98 | 15.21 | False | -0.83 |
| 136043R | 0.83 | 0.85 | 9.18 | 8.85 | False | -0.38 |
| 136046W | 0.51 | 0.50 | 12.90 | 13.00 | False | -0.95 |
| 136058R | 0.82 | 0.80 | 9.34 | 9.70 | False | 0.02 |
| 136062R | 0.46 | 0.45 | 13.40 | 13.50 | False | -0.99 |
| 136068R | 0.62 | 0.68 | 11.78 | 11.13 | False | 0.63 |
| 136079R | 0.82 | 0.82 | 9.34 | 9.34 | False | -0.86 |
| 136081R | 0.56 | 0.62 | 12.45 | 11.78 | False | 0.74 |
| 136083R | 0.75 | 0.75 | 10.30 | 10.30 | False | -0.95 |
| 136085R | 0.59 | 0.57 | 12.09 | 12.29 | False | -0.62 |
| 136086R | 0.57 | 0.54 | 12.29 | 12.60 | False | -0.40 |
| 136093R | 0.76 | 0.68 | 10.17 | 11.13 | False | 1.36 |
| 136158W | 0.64 | 0.59 | 11.57 | 12.14 | False | 0.32 |
| 136160W | 0.70 | 0.65 | 10.90 | 11.51 | False | 0.46 |
| 136164W | 0.65 | 0.57 | 11.46 | 12.29 | False | 0.96 |
| 136181W | 0.54 | 0.62 | 12.60 | 11.83 | False | 0.99 |
| 136189W | 0.81 | 0.82 | 9.49 | 9.34 | False | -0.79 |
| 136215W | 0.84 | 0.89 | 9.02 | 8.09 | False | 1.05 |
| 136228W | 0.72 | 0.82 | 10.67 | 9.34 | False | 2.17 |
| 136236W | 0.73 | 0.78 | 10.55 | 9.91 | False | 0.49 |
| 136245W | 0.32 | 0.32 | 14.84 | 14.87 | False | -0.72 |
| 136300W | 0.68 | 0.58 | 11.13 | 12.24 | False | 1.66 |
| 136315W | 0.35 | 0.46 | 14.60 | 13.45 | False | 2.08 |

Table J-9. 2010 MEPA: Results of Delta Analyses—Grade Span 5–6, Sessions 2 & 3

| <i>IABS</i> | <i>Old P</i> | <i>New P</i> | <i>Old Delta</i> | <i>New Delta</i> | <i>Discard</i> | <i>Std</i> |
|---------------|--------------|--------------|------------------|------------------|----------------|------------|
| Listening | 0.84 | 0.86 | 8.99 | 8.61 | False | -0.27 |
| Fluency | 0.82 | 0.83 | 9.40 | 9.12 | False | -0.56 |
| Vocabulary | 0.79 | 0.80 | 9.83 | 9.58 | False | -0.66 |
| Pronunciation | 0.81 | 0.83 | 9.49 | 9.25 | False | -0.66 |
| Grammar | 0.78 | 0.80 | 9.88 | 9.66 | False | -0.74 |
| 111215R | 0.78 | 0.80 | 9.91 | 9.63 | False | -0.60 |
| 111232R | 0.56 | 0.62 | 12.40 | 11.78 | False | 0.10 |
| 136029W | 0.89 | 0.88 | 8.09 | 8.30 | False | -0.13 |
| 136037W | 0.87 | 0.90 | 8.49 | 7.87 | False | 0.38 |
| 136042W | 0.56 | 0.57 | 12.40 | 12.29 | False | -0.62 |
| 136046W | 0.67 | 0.71 | 11.24 | 10.79 | False | -0.24 |
| 136122R | 0.87 | 0.88 | 8.49 | 8.30 | False | -0.72 |
| 136130R | 0.79 | 0.77 | 9.77 | 10.04 | False | 0.15 |
| 136132R | 0.94 | 0.94 | 6.78 | 6.78 | False | -0.75 |
| 136144W | 0.83 | 0.82 | 9.26 | 9.41 | False | -0.19 |
| 136147W | 0.79 | 0.77 | 9.77 | 10.04 | False | 0.15 |
| 136149R | 0.83 | 0.78 | 9.18 | 9.91 | False | 1.28 |
| 136153R | 0.69 | 0.76 | 11.02 | 10.17 | False | 0.77 |
| 136167R | 0.63 | 0.64 | 11.73 | 11.57 | False | -0.82 |
| 136181W | 0.82 | 0.88 | 9.34 | 8.30 | False | 1.39 |
| 136245W | 0.52 | 0.53 | 12.85 | 12.72 | False | -0.65 |
| 136272W | 0.45 | 0.47 | 13.55 | 13.35 | False | -0.80 |
| 136298W | 0.42 | 0.42 | 13.81 | 13.78 | False | -0.33 |
| 136399R | 0.79 | 0.81 | 9.77 | 9.49 | False | -0.57 |
| 136400R | 0.72 | 0.69 | 10.67 | 11.02 | False | 0.41 |
| 136410R | 0.89 | 0.78 | 8.09 | 9.91 | True | 4.01 |
| 136412R | 0.36 | 0.37 | 14.49 | 14.38 | False | -0.49 |
| 136414W | 0.66 | 0.73 | 11.35 | 10.55 | False | 0.64 |
| 136431W | 0.73 | 0.82 | 10.55 | 9.34 | False | 1.75 |
| 136433W | 0.74 | 0.74 | 10.43 | 10.43 | False | -0.50 |
| 136441W | 0.65 | 0.66 | 11.46 | 11.35 | False | -0.71 |
| 137562R | 0.64 | 0.69 | 11.57 | 11.02 | False | -0.02 |

Table J-10. 2010 MEPA: Results of Rescore Analyses—Reading, Grade Span 5–6

| <i>IABS</i> | <i>Max</i> | <i>Old Mean</i> | <i>New Mean</i> | <i>Old StDev</i> | <i>New StDev</i> | <i>Effect Size</i> | <i>Discard</i> |
|-------------|------------|-----------------|-----------------|------------------|------------------|--------------------|----------------|
| 136058R | 2 | 1.94 | 1.94 | 0.28 | 0.28 | 0.00 | No |
| 136068R | 2 | 1.70 | 1.73 | 0.56 | 0.51 | 0.06 | No |
| 136081R | 2 | 1.56 | 1.51 | 0.62 | 0.65 | 0.08 | No |
| 111094R | 2 | 0.92 | 0.85 | 0.67 | 0.61 | 0.10 | No |
| 111234R | 2 | 0.76 | 0.75 | 0.67 | 0.63 | 0.01 | No |
| 136167R | 2 | 1.05 | 0.99 | 0.67 | 0.69 | 0.09 | No |
| 136412R | 4 | 1.14 | 1.15 | 1.06 | 1.09 | 0.01 | No |

Table J-11. 2010 MEPA: Results of Rescore Analyses—Writing, Grade Span 5–6

| <i>IABS</i> | <i>Max</i> | <i>Old Mean</i> | <i>New Mean</i> | <i>Old StDev</i> | <i>New StDev</i> | <i>Effect Size</i> | <i>Discard</i> |
|-------------|------------|-----------------|-----------------|------------------|------------------|--------------------|----------------|
| 136164W | 2 | 1.74 | 1.62 | 0.47 | 0.62 | 0.24 | No |
| 136158W | 2 | 1.69 | 1.56 | 0.56 | 0.62 | 0.22 | No |
| 136160W | 2 | 1.73 | 1.62 | 0.50 | 0.56 | 0.21 | No |
| 136300W | 2 | 1.75 | 1.70 | 0.60 | 0.63 | 0.08 | No |
| 136315W | 2 | 1.34 | 1.34 | 0.73 | 0.72 | 0.00 | No |
| 136181W | 2 | 1.50 | 1.56 | 0.61 | 0.59 | 0.10 | No |
| 136245W | 4 | 1.82 | 1.77 | 0.82 | 0.75 | 0.07 | No |
| 136147W | 2 | 1.35 | 1.39 | 0.64 | 0.66 | 0.06 | No |
| 136144W | 2 | 1.57 | 1.50 | 0.66 | 0.67 | 0.10 | No |
| 136272W | 4 | 1.45 | 1.52 | 0.85 | 0.91 | 0.08 | No |
| 136298W | 4 | 1.46 | 1.54 | 0.94 | 0.94 | 0.08 | No |

Table J-12. 2010 MEPA: Results of Delta Analyses—Grade Span 7–8, Sessions 1 & 2

| <i>IABS</i> | <i>Old P</i> | <i>New P</i> | <i>Old Delta</i> | <i>New Delta</i> | <i>Discard</i> | <i>Std</i> |
|---------------|--------------|--------------|------------------|------------------|----------------|------------|
| 136367W | 0.69 | 0.73 | 11.02 | 10.55 | False | -0.50 |
| 136368W | 0.35 | 0.43 | 14.54 | 13.71 | False | 0.94 |
| 136379W | 0.61 | 0.71 | 11.88 | 10.79 | False | 1.17 |
| 136382W | 0.67 | 0.69 | 11.24 | 11.02 | False | -1.06 |
| 136390R | 0.73 | 0.62 | 10.61 | 11.78 | False | 2.12 |
| 136397W | 0.39 | 0.40 | 14.12 | 14.01 | False | -0.91 |
| 136421R | 0.44 | 0.45 | 13.65 | 13.50 | False | -0.86 |
| 136452R | 0.60 | 0.55 | 12.04 | 12.50 | False | 0.17 |
| 136592R | 0.48 | 0.59 | 13.20 | 12.09 | False | 1.41 |
| 136601R | 0.48 | 0.45 | 13.20 | 13.50 | False | -0.39 |
| 136605R | 0.42 | 0.39 | 13.81 | 14.12 | False | -0.47 |
| 136606R | 0.42 | 0.53 | 13.81 | 12.70 | False | 1.49 |
| 136631R | 0.23 | 0.25 | 15.96 | 15.76 | False | -0.41 |
| 137633W | 0.73 | 0.69 | 10.55 | 11.02 | False | 0.42 |
| 140809R | 0.39 | 0.50 | 14.12 | 13.00 | False | 1.56 |
| Listening | 0.52 | 0.53 | 12.84 | 12.74 | False | -1.11 |
| Fluency | 0.45 | 0.47 | 13.46 | 13.30 | False | -0.87 |
| Vocabulary | 0.46 | 0.46 | 13.44 | 13.38 | False | -1.12 |
| Pronunciation | 0.46 | 0.47 | 13.40 | 13.32 | False | -1.07 |
| Grammar | 0.43 | 0.44 | 13.66 | 13.60 | False | -1.08 |
| 111532R | 0.46 | 0.41 | 13.40 | 13.91 | False | 0.08 |
| 111537R | 0.29 | 0.17 | 15.27 | 16.82 | False | 2.32 |
| 136169R | 0.75 | 0.71 | 10.30 | 10.79 | False | 0.50 |
| 136176R | 0.82 | 0.78 | 9.34 | 9.91 | False | 0.86 |
| 136209R | 0.86 | 0.89 | 8.68 | 8.09 | False | -0.57 |
| 136226R | 0.64 | 0.63 | 11.57 | 11.67 | False | -0.62 |
| 136233W | 0.59 | 0.57 | 12.09 | 12.29 | False | -0.46 |
| 136238R | 0.69 | 0.65 | 11.02 | 11.46 | False | 0.28 |
| 136250W | 0.67 | 0.68 | 11.30 | 11.18 | False | -1.11 |
| 136252R | 0.74 | 0.76 | 10.43 | 10.17 | False | -1.11 |
| 136254W | 0.58 | 0.52 | 12.19 | 12.85 | False | 0.63 |
| 136284R | 0.45 | 0.43 | 13.50 | 13.71 | False | -0.68 |
| 136288W | 0.87 | 0.91 | 8.49 | 7.64 | False | 0.07 |
| 136296W | 0.57 | 0.63 | 12.29 | 11.67 | False | 0.08 |
| 136304W | 0.69 | 0.78 | 11.02 | 9.91 | False | 1.06 |
| 136331W | 0.28 | 0.29 | 15.33 | 15.24 | False | -0.76 |

Table J-13. 2010 MEPA: Results of Delta Analyses—Grade Span 7–8, Sessions 2 & 3

| <i>IABS</i> | <i>Old P</i> | <i>New P</i> | <i>Old Delta</i> | <i>New Delta</i> | <i>Discard</i> | <i>Std</i> |
|---------------|--------------|--------------|------------------|------------------|----------------|------------|
| Listening | 0.82 | 0.83 | 9.37 | 9.21 | False | -1.26 |
| Fluency | 0.78 | 0.79 | 9.88 | 9.75 | False | -1.30 |
| Vocabulary | 0.75 | 0.77 | 10.25 | 10.10 | False | -1.27 |
| Pronunciation | 0.76 | 0.78 | 10.17 | 9.96 | False | -1.13 |
| Grammar | 0.74 | 0.75 | 10.40 | 10.25 | False | -1.25 |
| 111532R | 0.63 | 0.58 | 11.67 | 12.19 | False | 0.14 |
| 111537R | 0.48 | 0.40 | 13.25 | 14.01 | False | 0.51 |
| 136254W | 0.86 | 0.82 | 8.68 | 9.34 | False | 1.03 |
| 136265W | 0.74 | 0.82 | 10.49 | 9.34 | False | 1.42 |
| 136331W | 0.49 | 0.53 | 13.15 | 12.72 | False | -0.05 |
| 136367W | 0.89 | 0.91 | 8.09 | 7.64 | False | -0.83 |
| 136368W | 0.63 | 0.72 | 11.67 | 10.67 | False | 1.24 |
| 136369W | 0.54 | 0.54 | 12.65 | 12.62 | False | -1.20 |
| 136379W | 0.92 | 0.96 | 7.38 | 6.00 | False | 1.50 |
| 136382W | 0.91 | 0.89 | 7.64 | 8.09 | False | 0.67 |
| 136389W | 0.52 | 0.55 | 12.80 | 12.47 | False | -0.37 |
| 136466R | 0.77 | 0.77 | 10.04 | 10.04 | False | -0.96 |
| 136470R | 0.71 | 0.63 | 10.79 | 11.67 | False | 1.27 |
| 136483R | 0.71 | 0.68 | 10.79 | 11.13 | False | -0.18 |
| 136488R | 0.79 | 0.69 | 9.77 | 11.02 | False | 2.39 |
| 136517W | 0.72 | 0.75 | 10.67 | 10.30 | False | -0.63 |
| 136522R | 0.46 | 0.38 | 13.45 | 14.22 | False | 0.50 |
| 136523W | 0.68 | 0.69 | 11.13 | 11.02 | False | -1.23 |
| 136548W | 0.92 | 0.91 | 7.38 | 7.64 | False | 0.18 |
| 136555W | 0.77 | 0.72 | 10.04 | 10.67 | False | 0.70 |
| 136592R | 0.82 | 0.87 | 9.34 | 8.49 | False | 0.41 |
| 136601R | 0.82 | 0.80 | 9.34 | 9.63 | False | -0.06 |
| 136605R | 0.72 | 0.77 | 10.67 | 10.04 | False | 0.05 |
| 136606R | 0.82 | 0.85 | 9.34 | 8.85 | False | -0.55 |
| 136631R | 0.55 | 0.56 | 12.55 | 12.40 | False | -0.88 |
| 136742R | 0.66 | 0.75 | 11.35 | 10.30 | False | 1.30 |
| 136744R | 0.75 | 0.74 | 10.30 | 10.43 | False | -0.68 |
| 136747R | 0.50 | 0.59 | 13.00 | 12.09 | False | 1.21 |
| 136748R | 0.54 | 0.63 | 12.60 | 11.67 | False | 1.19 |
| 136749R | 0.67 | 0.71 | 11.24 | 10.79 | False | -0.30 |
| 136757R | 0.49 | 0.45 | 13.15 | 13.50 | False | -0.56 |
| 137778W | 0.82 | 0.79 | 9.41 | 9.84 | False | 0.29 |
| 140809R | 0.73 | 0.74 | 10.55 | 10.43 | False | -1.30 |

Table J-14. 2010 MEPA: Results of Rescore Analyses—Reading, Grade Span 7–8

| <i>IABS</i> | <i>Max</i> | <i>Old Mean</i> | <i>New Mean</i> | <i>Old StDev</i> | <i>New StDev</i> | <i>Effect Size</i> | <i>Discard</i> |
|-------------|------------|-----------------|-----------------|------------------|------------------|--------------------|----------------|
| 136390R | 2 | 1.84 | 1.85 | 0.46 | 0.43 | 0.02 | No |
| 136452R | 2 | 1.60 | 1.50 | 0.64 | 0.65 | 0.16 | No |
| 136421R | 2 | 1.20 | 1.19 | 0.63 | 0.71 | 0.01 | No |
| 136631R | 2 | 0.84 | 0.95 | 0.60 | 0.61 | 0.18 | No |
| 111537R | 2 | 0.92 | 0.74 | 0.65 | 0.75 | 0.28 | No |
| 136757R | 2 | 0.87 | 0.73 | 0.54 | 0.69 | 0.27 | No |
| 136522R | 4 | 1.76 | 1.60 | 0.94 | 0.82 | 0.18 | No |

Table J-15. 2010 MEPA: Results of Rescore Analyses—Writing, Grade Span 7–8

| <i>IABS</i> | <i>Max</i> | <i>Old Mean</i> | <i>New Mean</i> | <i>Old StDev</i> | <i>New StDev</i> | <i>Effect Size</i> | <i>Discard</i> |
|-------------|------------|-----------------|-----------------|------------------|------------------|--------------------|----------------|
| 136250W | 2 | 1.60 | 1.62 | 0.61 | 0.63 | 0.02 | No |
| 136233W | 2 | 1.64 | 1.60 | 0.63 | 0.63 | 0.07 | No |
| 111214W | 2 | 0.98 | 1.02 | 0.80 | 0.78 | 0.06 | No |
| 111181W | 2 | 1.45 | 1.40 | 0.68 | 0.68 | 0.09 | No |
| 136397W | 2 | 1.49 | 1.45 | 0.71 | 0.70 | 0.05 | No |
| 136254W | 2 | 1.58 | 1.58 | 0.62 | 0.60 | 0.01 | No |
| 136331W | 4 | 1.85 | 1.98 | 0.81 | 0.80 | 0.16 | No |
| 136265W | 2 | 1.38 | 1.51 | 0.62 | 0.63 | 0.22 | No |
| 137778W | 2 | 1.50 | 1.41 | 0.63 | 0.68 | 0.13 | No |
| 136389W | 4 | 1.89 | 2.13 | 0.90 | 0.94 | 0.26 | No |
| 136369W | 4 | 2.00 | 2.04 | 1.04 | 0.98 | 0.04 | No |

Table J-16. 2010 MEPA: Results of Delta Analyses—Grade Span 9–12, Sessions 1 & 2

| <i>IABS</i> | <i>Old P</i> | <i>New P</i> | <i>Old Delta</i> | <i>New Delta</i> | <i>Discard</i> | <i>Std</i> |
|---------------|--------------|--------------|------------------|------------------|----------------|------------|
| Listening | 0.55 | 0.55 | 12.48 | 12.48 | False | -1.09 |
| Fluency | 0.49 | 0.49 | 13.12 | 13.10 | False | -1.21 |
| Vocabulary | 0.49 | 0.49 | 13.14 | 13.12 | False | -1.21 |
| Pronunciation | 0.49 | 0.48 | 13.14 | 13.16 | False | -1.12 |
| Grammar | 0.46 | 0.47 | 13.36 | 13.34 | False | -1.24 |
| 111646R | 0.41 | 0.52 | 13.91 | 12.80 | False | 1.26 |
| 111653R | 0.16 | 0.21 | 17.06 | 16.30 | False | 0.83 |
| 136490R | 0.63 | 0.62 | 11.67 | 11.78 | False | -0.75 |
| 136501R | 0.59 | 0.50 | 12.09 | 13.00 | False | 1.04 |
| 136506R | 0.57 | 0.62 | 12.29 | 11.78 | False | -0.29 |
| 136509R | 0.72 | 0.80 | 10.67 | 9.63 | False | 0.71 |
| 136515R | 0.95 | 0.96 | 6.42 | 6.00 | False | -1.18 |
| 136526R | 0.88 | 0.88 | 8.30 | 8.30 | False | -0.61 |
| 136560R | 0.78 | 0.78 | 9.91 | 9.91 | False | -0.79 |
| 136613R | 0.82 | 0.78 | 9.34 | 9.91 | False | 0.59 |
| 136639R | 0.43 | 0.41 | 13.71 | 13.91 | False | -0.76 |
| 136645R | 0.65 | 0.53 | 11.46 | 12.70 | False | 1.87 |
| 136647W | 0.66 | 0.66 | 11.35 | 11.40 | False | -0.83 |
| 136654R | 0.67 | 0.65 | 11.24 | 11.46 | False | -0.45 |
| 136659W | 0.56 | 0.57 | 12.40 | 12.29 | False | -1.23 |
| 136667R | 0.52 | 0.38 | 12.80 | 14.22 | False | 2.14 |
| 136677W | 0.70 | 0.71 | 10.90 | 10.79 | False | -1.17 |
| 136682R | 0.25 | 0.18 | 15.76 | 16.66 | False | 0.60 |
| 136684W | 0.36 | 0.33 | 14.43 | 14.76 | False | -0.57 |
| 136685W | 0.62 | 0.67 | 11.78 | 11.24 | False | -0.30 |
| 136807R | 0.59 | 0.66 | 12.14 | 11.35 | False | 0.32 |
| 136823R | 0.56 | 0.51 | 12.40 | 12.90 | False | 0.08 |
| 137292W | 0.38 | 0.47 | 14.22 | 13.30 | False | 0.86 |
| 137306W | 0.65 | 0.55 | 11.51 | 12.55 | False | 1.40 |
| 137312W | 0.53 | 0.58 | 12.75 | 12.19 | False | -0.14 |
| 137316W | 0.76 | 0.84 | 10.17 | 9.02 | False | 0.93 |
| 137320W | 0.82 | 0.79 | 9.34 | 9.77 | False | 0.27 |
| 137323W | 0.82 | 0.89 | 9.34 | 8.09 | False | 1.04 |
| 137331W | 0.65 | 0.73 | 11.46 | 10.55 | False | 0.52 |
| 137336W | 0.35 | 0.37 | 14.51 | 14.35 | False | -0.85 |
| 137657W | 0.30 | 0.40 | 15.10 | 14.01 | False | 1.34 |

Table J-17. 2010 MEPA: Results of Delta Analyses—Grade Span 9–12, Sessions 2 & 3

| <i>IABS</i> | <i>Old P</i> | <i>New P</i> | <i>Old Delta</i> | <i>New Delta</i> | <i>Discard</i> | <i>Std</i> |
|---------------|--------------|--------------|------------------|------------------|----------------|------------|
| Listening | 0.82 | 0.82 | 9.34 | 9.37 | False | -1.44 |
| Fluency | 0.77 | 0.77 | 10.10 | 10.07 | False | -1.15 |
| Vocabulary | 0.75 | 0.75 | 10.33 | 10.35 | False | -1.26 |
| Pronunciation | 0.73 | 0.73 | 10.52 | 10.57 | False | -1.29 |
| Grammar | 0.73 | 0.73 | 10.55 | 10.60 | False | -1.28 |
| 111646R | 0.70 | 0.75 | 10.90 | 10.30 | False | 0.57 |
| 111653R | 0.48 | 0.52 | 13.20 | 12.85 | False | 0.27 |
| 136532R | 0.62 | 0.70 | 11.78 | 10.90 | False | 1.48 |
| 136539R | 0.85 | 0.74 | 8.85 | 10.43 | False | 2.61 |
| 136541R | 0.84 | 0.82 | 9.02 | 9.34 | False | -0.90 |
| 136544R | 0.74 | 0.63 | 10.43 | 11.67 | False | 1.43 |
| 136565R | 0.39 | 0.30 | 14.14 | 15.07 | False | -0.08 |
| 136645R | 0.87 | 0.83 | 8.49 | 9.18 | False | 0.22 |
| 136654R | 0.84 | 0.84 | 9.02 | 9.02 | False | -1.41 |
| 136659W | 0.86 | 0.83 | 8.68 | 9.18 | False | -0.32 |
| 136667R | 0.79 | 0.72 | 9.77 | 10.67 | False | 0.57 |
| 136677W | 0.87 | 0.91 | 8.49 | 7.64 | False | 0.88 |
| 136682R | 0.51 | 0.39 | 12.95 | 14.12 | False | 0.79 |
| 136684W | 0.82 | 0.75 | 9.34 | 10.30 | False | 0.84 |
| 136685W | 0.87 | 0.90 | 8.49 | 7.87 | False | 0.22 |
| 136738R | 0.65 | 0.64 | 11.46 | 11.57 | False | -1.29 |
| 136745R | 0.84 | 0.82 | 9.02 | 9.34 | False | -0.90 |
| 136756R | 0.73 | 0.67 | 10.55 | 11.24 | False | -0.12 |
| 136759R | 0.63 | 0.63 | 11.67 | 11.67 | False | -0.96 |
| 136764R | 0.52 | 0.41 | 12.85 | 13.91 | False | 0.51 |
| 137292W | 0.68 | 0.69 | 11.13 | 11.02 | False | -0.74 |
| 137301W | 0.50 | 0.36 | 13.05 | 14.49 | False | 1.52 |
| 137336W | 0.59 | 0.62 | 12.12 | 11.78 | False | 0.05 |
| 137364W | 0.50 | 0.52 | 13.05 | 12.80 | False | -0.03 |
| 137368W | 0.49 | 0.53 | 13.15 | 12.75 | False | 0.40 |
| 137400W | 0.69 | 0.74 | 11.02 | 10.43 | False | 0.56 |
| 137401W | 0.58 | 0.60 | 12.19 | 11.99 | False | -0.30 |
| 137403W | 0.63 | 0.66 | 11.67 | 11.35 | False | -0.07 |
| 137406W | 0.53 | 0.60 | 12.70 | 11.99 | False | 1.19 |
| 141236R | 0.76 | 0.72 | 10.17 | 10.67 | False | -0.60 |

Table J-18. 2010 MEPA: Results of Rescore Analyses—Reading, Grade Span 9–12

| <i>IABS</i> | <i>Max</i> | <i>Old Mean</i> | <i>New Mean</i> | <i>Old StDev</i> | <i>New StDev</i> | <i>Effect Size</i> | <i>Discard</i> |
|-------------|------------|-----------------|-----------------|------------------|------------------|--------------------|----------------|
| 136807R | 2 | 1.50 | 1.51 | 0.73 | 0.72 | 0.03 | No |
| 111545R | 2 | 1.65 | 1.68 | 0.57 | 0.51 | 0.05 | No |
| 136823R | 2 | 1.38 | 1.37 | 0.63 | 0.58 | 0.02 | No |
| 111653R | 2 | 0.80 | 0.81 | 0.68 | 0.64 | 0.01 | No |
| 136682R | 2 | 0.85 | 0.71 | 0.65 | 0.59 | 0.22 | No |
| 136764R | 2 | 1.01 | 0.91 | 0.86 | 0.79 | 0.12 | No |
| 136565R | 4 | 1.44 | 1.27 | 0.95 | 0.98 | 0.18 | No |

Table J-19. 2010 MEPA: Results of Rescore Analyses—Writing, Grade Span 9–12

| <i>IABS</i> | <i>Max</i> | <i>Old Mean</i> | <i>New Mean</i> | <i>Old StDev</i> | <i>New StDev</i> | <i>Effect Size</i> | <i>Discard</i> |
|-------------|------------|-----------------|-----------------|------------------|------------------|--------------------|----------------|
| 137306W | 2 | 1.70 | 1.62 | 0.51 | 0.55 | 0.15 | No |
| 137312W | 2 | 1.56 | 1.58 | 0.69 | 0.62 | 0.02 | No |
| 136647W | 2 | 1.61 | 1.66 | 0.54 | 0.52 | 0.10 | No |
| 111308W | 2 | 1.61 | 1.40 | 0.58 | 0.56 | 0.36 | No |
| 137657W | 2 | 1.26 | 1.25 | 0.84 | 0.85 | 0.01 | No |
| 137292W | 2 | 1.16 | 1.17 | 0.61 | 0.50 | 0.01 | No |
| 137336W | 4 | 2.09 | 2.13 | 0.97 | 0.86 | 0.04 | No |
| 111311W | 2 | 1.03 | 0.94 | 0.53 | 0.61 | 0.18 | No |
| 137301W | 2 | 0.89 | 0.57 | 0.74 | 0.72 | 0.42 | No |
| 137364W | 4 | 1.81 | 1.75 | 0.97 | 1.01 | 0.07 | No |
| 137368W | 4 | 1.90 | 2.09 | 0.90 | 0.92 | 0.21 | No |